

Radium

Technical information

DRIVER DALI 30W/550-750mA IP20

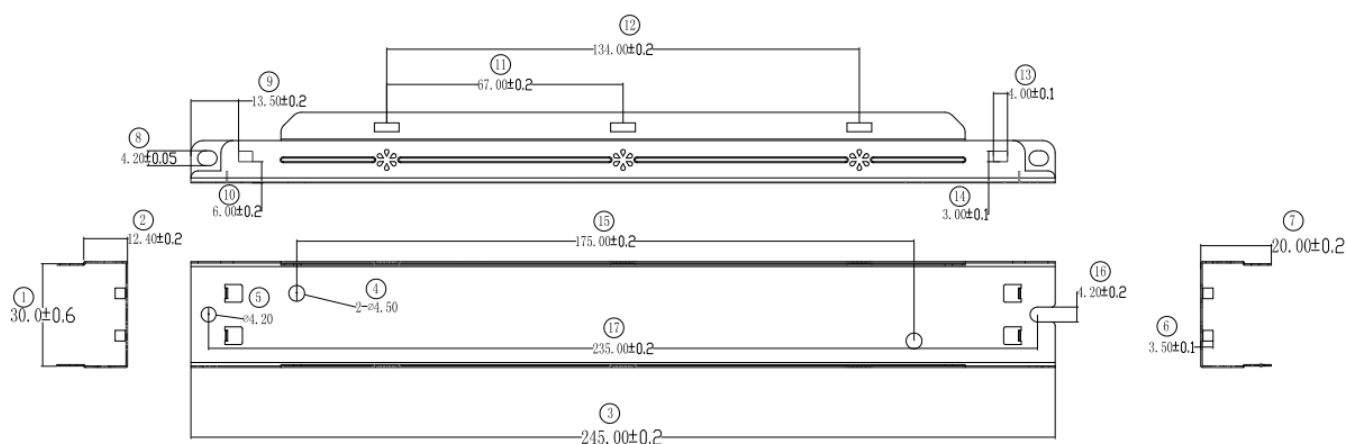
Constant current LED driver for LED modules with an adjustable operating current of 550-750mA and an output voltage between 18V and 44V. Suitable for protection class I and protection class II luminaires. Flicker free with high efficiency and long service life of 70,000h @T_c 63°C. For AC operation at 230V 50-60Hz.

Recommended for the following Radium LED T8 Neo Tube:

- 43719850 LED T8 NEO 36 840/G13
- 43719851 LED T8 NEO 36 865/G13



Drawing



Technical Data

General data

| | |
|-----------------------------------|--------------------------------|
| Code | DRIVER DALI 30W/550-750mA IP20 |
| Article No. | OTDA4031 |
| EAN10 | 4003556010833 |
| EAN40 | 4003556410831 |
| Weight [g] | 180 g |
| Length [mm] | 245 mm |
| Width [mm] | 30 mm |
| Height [mm] | 21 mm |
| Service Life @T _c 67°C | 50,000 h |
| Service Life @T _c 63°C | 70,000 h |
| Service Life @T _c 57°C | 100,000 h |
| Guarantee | 5 years |

Operating conditions

| | |
|---|---------------|
| Permissible ambient temperature T _a [°C] | -30°C...+50°C |
| Permissible storage temperature [°C] | -30°C...+80°C |
| Permissible T _c temperature [°C] | -30°C...+67°C |
| Max. permissible T _c temperature [°C] | +67°C |
| Permissible air moisture | 10-90%RH |
| Degree of protection (IP) | IP20 |
| Protection class | I |

Radium Lampenwerk GmbH
P.O. Box 1440 - 51678 Wipperfurth

☎ +49-2267 - 81 - 1
FAX +49-2267 - 81 - 231

Information no. 9908-01-2112

Validity: The technical information sheets (TI sheets) are updated at irregular intervals! The user is responsible for the validity and up-to-dateness of this TI sheet. With the publication of this TI sheet, all previous editions for this lamp type lose their validity

Radium

Technical information

Electrical Parameter Output

| | |
|-------------------------------|---|
| Rated power [W] | 10 – 31,5 W |
| Permissible voltage [V DC] | 18 – 44 V |
| Output current [mA] | 550 – 750 mA |
| Output current tolerance [mA] | ± 5 % |
| Output P_ST_LM | ≤ 1 |
| Output SVM | ≤ 0.4 |
| Offset time @AC 230V | <1 s |
| Kind of protection embodied | Short-circuit proof, open-circuit-proof |

Electrical Parameter Input

| | |
|----------------------------------|-----------------------------------|
| Mains voltage range [V AC] | 220 – 240 V |
| Alternating voltage range [V AC] | 200 – 264 V |
| Direct voltage range [V DC] | 200 – 264 V |
| Mains frequency [Hz] | 50 – 60 Hz |
| Nominal current [A] | 0.2 A |
| Mains power factor [λ] | ≥0.9 @ 230 V _{ac} |
| THD | ≤15 % @ 750mA |
| Efficiency | ≥87 % @ 750mA |
| Inrush current | ≤80A & 350μs @230 V _{ac} |
| Power consumption in Stand-by | ≤0.5 W |
| Surge voltage strength L-N | 1 kV |
| Surge voltage strength L/N-PE | 2 kV |

Safety and electromagnetic compatibility

| | |
|------------------|---|
| Certificates | ENEC, CE |
| Safety standards | EN61347 |
| EMI | EN55015, EN61000-3-2 |
| EMS | EN61000-4-2, 3, 4, 5, 6, 8, 11; EN61547 |
| RoHS | RoHS 2.0 (EU) 2015/863 |
| DALI | IEC 62386-101, 102, 207: DALI2.0 |

Operating current table

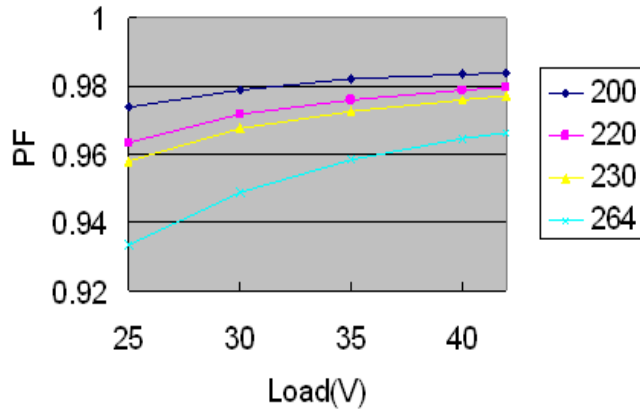
| Parameter | | | DIP-Switches | | |
|--------------|--------------|---------|--------------|----|----|
| Min. Voltage | Max. Voltage | Current | 1 | 2 | 3 |
| 18V | 42V | 750mA | — | — | — |
| 18V | 44V | 700mA | — | — | ON |
| 18V | 44V | 650mA | — | ON | — |
| 18V | 44V | 600mA | — | ON | ON |
| 18V | 44V | 550mA | ON | — | — |

Radium

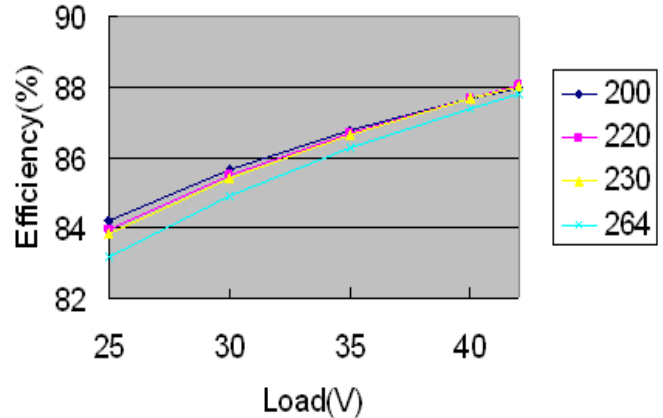
Technical information

Electrotechnical Parameter

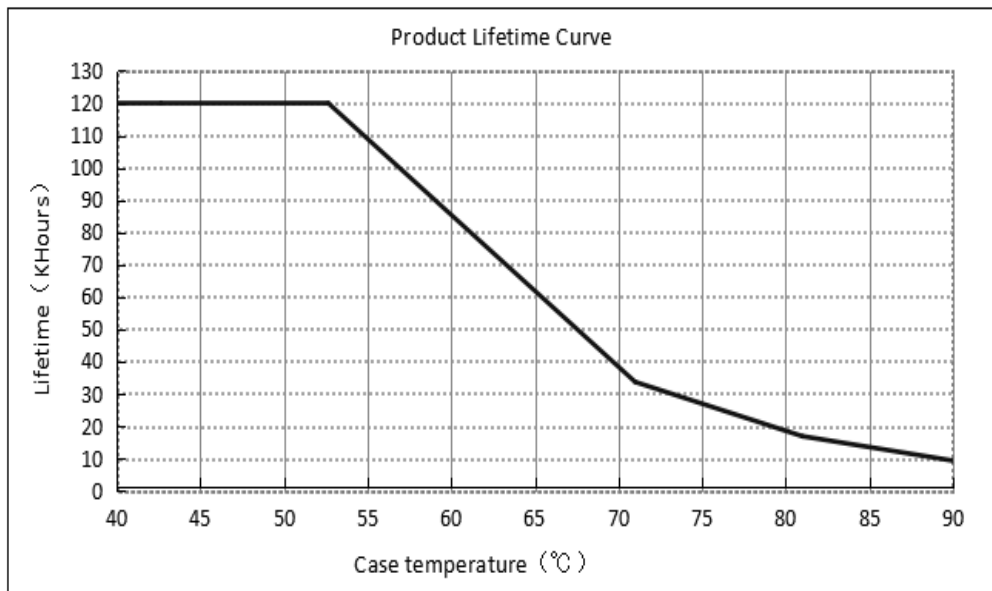
Mains power factor λ @ 1500mA



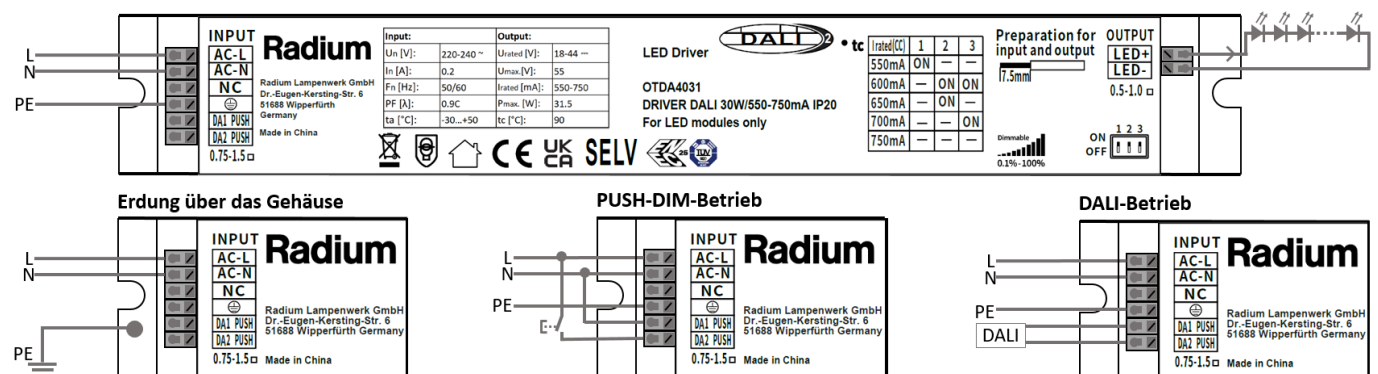
Efficiency @ 1500mA



Service life



Wiring diagram



Radium Lampenwerk GmbH
P.O. Box 1440 - 51678 Wipperfurth

+49-2267 - 81 - 1
FAX +49-2267 - 81 - 231

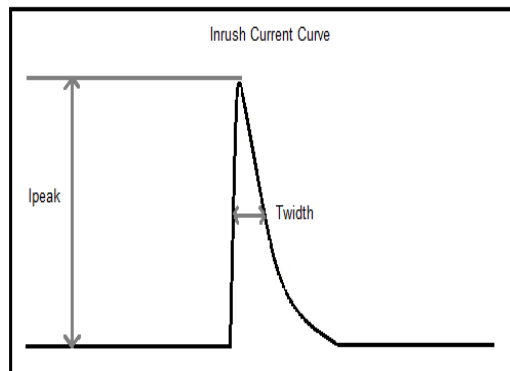
Information no. 9908-01-2112

Validity: The technical information sheets (TI sheets) are updated at irregular intervals! The user is responsible for the validity and up-to-dateness of this TI sheet. With the publication of this TI sheet, all previous editions for this lamp type lose their validity

Radium

Technical information

Fuse rating



| Characteristic | Current | Max. no. of devices |
|--|---------|---------------------|
| B | 10A | 40 |
| | 16A | 64 |
| | 20A | 80 |
| | 25A | 100 |
| C | 10A | 66 |
| | 16A | 108 |
| | 20A | 133 |
| | 25A | 166 |
| I _{peak} / T _{width} | | ≤16A / 80us |

Notes

- It is recommended to install overvoltage and undervoltage protection devices and surge protection devices in the power supply circuits of the light fixtures to ensure safety before connecting to electricity.
- Please disconnect the AC input before switching the output current via the DIP switch.
- The DALI dimming function and the push dimming function cannot be used at the same time, in this case the DALI dimmer will be damaged.
- The maximum wire length between the push switch and the farthest LED driver is 135m at a wire diameter of 0,5-2,5mm²
- The minimum dimming level of the push dimming is 4% (I_{out}).
- As an accessory, the LED driver is not the only factor determining the EMC performance of the LED light fixture. The structure and the wiring of the light fixture are also relevant.
- Unless otherwise stated, the parameters of the power factor, harmonics and efficiency were test results under the conditions ambient temperature of 25°C, humidity of 50%, input voltage of 230V_{ac} (50Hz) and full load.
- Use this product according to the specifications, please. Otherwise there may be malfunction.
- Use of light fixtures that have not been certified or are not compatible with the LED drivers may cause fire or other hazards.
- Man-made damage, any use beyond the specification and non-original-factory modification are not covered by warranty.

Radium Lampenwerk GmbH
P.O. Box 1440 - 51678 Wipperfurth

☎ +49-2267 - 81 - 1
FAX +49-2267 - 81 - 231

Information no. 9908-01-2112

Validity: The technical information sheets (TI sheets) are updated at irregular intervals! The user is responsible for the validity and up-to-dateness of this TI sheet. With the publication of this TI sheet, all previous editions for this lamp type lose their validity